

**Rinnai**



**Ducted  
Air Conditioning**



# Rinnai Ducted Air Conditioning

Experience complete comfort all year round with the Rinnai Ducted Reverse Cycle Inverter System (DRCi). It conditions the entire home through insulated duct work, providing rapid cooling and heating with excellent dehumidification, all while filtering the air as it is dispersed to each room.

Condition your whole home, or zone specific rooms/spaces to suit your lifestyle, without having to install individual units on your walls.

Incorporating the latest DC Inverter technology, the Rinnai DRCi System is a cost effective solution when compared with conventional Air Conditioners. Its flexibility means it can be installed in both new and existing homes.





## At Rinnai, we're all about comfort

For over 50 years, Rinnai has supplied Australian homes with a range of appliances that help people lead comfortable, safe and efficient lifestyles.

Being driven to create comfort means that we really care about our products and your experience from start to finish. We're focused on developing products with the latest technology and our level of quality is second-to-none, so you can rest assured knowing Rinnai will deliver.



# A new world of comfort

## All-In-One Total Home Comfort


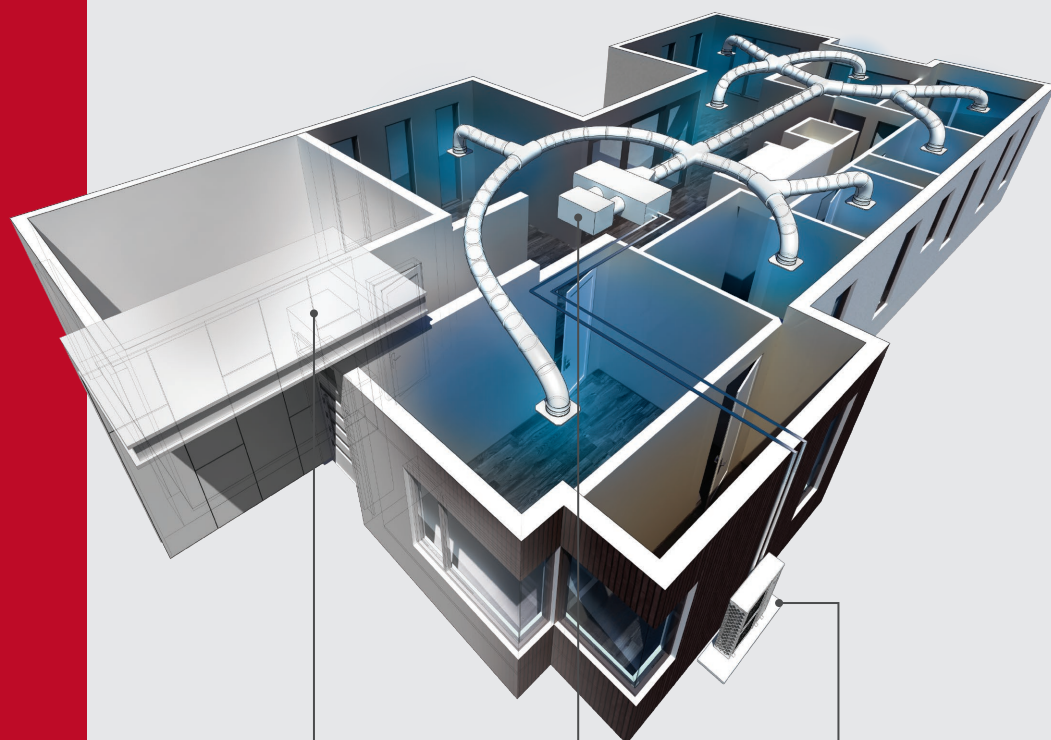
The Rinnai DRCi is built to withstand some of Australia's harshest conditions. Its ability to cool at temperatures ranging outside from  $-15^{\circ}\text{C}$  to  $50^{\circ}\text{C}$  and heat at  $-15^{\circ}\text{C}$  to  $24^{\circ}\text{C}$ , allows for total home comfort no matter where you live.

Features such as auto restart function in case of an electrical power outage provides you with peace of mind. The innovative DC Inverter varies its speed in order to maintain a consistent temperature which suits your home and its conditions.

All of this without the hassle of having to install multiple units saves you space, time and money.

## Flexible Design

With its slim indoor design, air outlets can be installed in the ceiling to utilise the best available space. The design of the system also suits a range of applications from narrow rooms to more accommodating spaces.



**Programmable  
Controllers**



**Indoor Fan Coil Unit**  
(Installed within roof space)



**Outdoor  
Condensing Unit**

# Features and Benefits



## Heating & Cooling

All year round comfort, with full temperature control suited to your needs.



## Wi-Fi Control\*\*

Set your favourite temperature from anywhere, with our intuitive Android or Apple App. Come home to ultimate comfort.



## Fast Temperature Control

Combination of control mechanisms constantly monitor the system operating conditions to maintain your chosen temperatures.

3D DC synchronisation technology, ensures a fast and controlled warm up and cool down while delivering effective energy conservation.



## Quiet Operation

Designed to keep noise levels to a minimum without affecting performance, thanks to the efficient indoor/outdoor fans and DC inverter compressor.

Fans slow down when the outside temperature falls, making them even quieter.



## Slimline Design

As the indoor fan coil unit is concealed in the roof, all you'll see in your home is the discreet ceiling diffusers.

Speak to your installer about which diffusers best complement your living spaces.



## Programmable Controller

The Rinnai DRCi comes complete with a dedicated easy to use wired programmable remote, for complete control of your comfort levels.



## Reduced Operational Costs

3 times more energy efficient than conventional electric heating. It also complies with the Australian Government's Minimum Energy Performance Standards (MEPS) and is rated to Australian Standard AS-3283.3.



## Zoning Option

Choose to cool or heat your entire home at once, or zone specific areas to your pre-selected levels of comfort. Consult with your specialist dealer for a zone control option that suits your specific application and lifestyle.

# Comfort at the touch of a button

## Wi-Fi Control

The Rinnai DRCi features optional Wi-Fi control via an App.

Simple to activate and easy to use, the App can be downloaded via Google Play or the App Store on a compatible mobile device.

Once installed and registered, you can operate your appliance on the go.

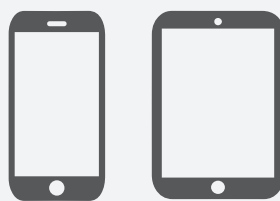
Basic functions like on/off, temperature control and fan speed can be accessed through the App. Best of all, the Wi-Fi control allows you to switch on your Air Conditioner from outside the home – creating the ultimate in convenience and comfort.

## We're at your service

The National Customer Care Centre provides first class service and maintenance of your system, ensuring it's running at its highest efficiency - so you can enjoy the Rinnai experience for many years to come.

Operating 5 days a week  
(Monday to Friday)


**13 43 73**



Turn your Air Conditioner on or off, set your temperature, fan speed and more remotely from anywhere in the world with an internet connection.



Your home's internet router relays requests from the App to control your Air Conditioner just like the normal remote controller.



Set your favourite temperature before you come home - enjoy the comfort and energy savings.



Available to download via:

- Google Play
- App Store

# Technical Information

Rinnai - System Model No.		07	10	12	14	17	
Nominal Capacity	kW	7	10	12	14	17	
Power Supply (To Outdoor Unit)	V-Ph-Hz	220-240 - 1-50					
Maximum Input Power	W	3000	3900	5500	5500	6000	
Maximum Input Current	A	16.0	21.0	26.0	26.0	30.0	
Recommended Circuit Breaker Size		20	25	32	32	40	
Cooling	Rated Capacity	kW	7.1	10.3	12.7	14.2	16.7
	Capacity Range		2.8 - 8.4	4.0 - 12.5	5.0 - 15.0	5.6 - 16.1	6.8 - 19.0
	Rated Input Power	W	2066	3109	3821	4147	4883
	Rated Input Current	A	10.0	13.7	16.9	18.5	21.3
	AEER	W/W	3.37	3.29	3.30	3.40	3.39
Heating	Rated Capacity	kW	8.2	10.3	14.4	17.3	17.5
	Capacity Range		3.0 - 9.0	4.2 - 12.5	5.0 - 17.0	5.8 - 19.0	7.0 - 20.0
	Rated Input Power	W	2383	2809	3863	4427	4417
	Rated Input Current	A	11.3	12.4	16.9	19.5	19.3
	ACOP	W/W	3.40	3.63	3.70	3.87	3.94
Indoor Unit		DINLR07Z72	DINLR10Z721	DINLR12Z72	DINLR14Z72	DINLR17Z72	
Rated Input	W	200	450	450	450	600	
Rated Current	A	1.6	2.8	2.8	2.8	3.0	
Air Flow	High Speed	L/s (ESP)	490 (100 Pa)	730 (150pa)	1075 (150Pa)	1075 (150Pa)	1100 (150Pa)
Maximum External Static Pressure (ESP)		Pa	160	200	200	200	
Noise Level	Sound Pressure @ 1.4m (Hi / Med / Lo)	dB(A)	45 / 41 / 38	47 / 43 / 40	49 / 46 / 42	49 / 45 / 42	49 / 46 / 42
Dimensions	Net (W x D x H)	mm	1100 x 720 x 248	1200 x 625 x 380	1200 x 625 x 380	1200 x 625 x 380	1400 x 858 x 440
	Packing (W x D x H)		1305 x 805 x 305	1485 x 675 x 450	1485 x 675 x 450	1485 x 675 x 450	1605 x 910 x 505
	Net / Gross weight	kg	31 / 38	53 / 60	54 / 60	54 / 60	75 / 83
Duct Connections	Supply Air (W x H)		926 x 175	1000 x 253	1000 x 253	1000 x 253	1188 x 385
	Return Air (W x H)		1001 x 228	1145 x 334	1145 x 334	1145 x 334	1188 x 385
Condensate Drain Pipe Diameter		mm	ODφ25				
Refrigerant Piping	Liquid / Gas Connections		φ9.52 / φ15.9	φ9.52 / φ15.9	φ9.52 / φ15.9	φ9.52 / φ15.9	φ9.52 / φ19.0
Moisture Removal	L/h	2.1	2.7	2.9	3.3	3.3	
Controller	Type	Wired Programmable Controller / Wi-Fi Control Optional					
Operating Range	°C	Cooling: 17 - 32. Heating: 0 - 30					
Outdoor Unit		DONSR07Z72	DONSR10Z72	DONSR12Z72	DONSR14Z72	DONSR17Z72	
Power Supply	V-Ph-Hz	220-240 - 1-50					
Starting Current	A	2.5	3.0	3.5	4.0	4.0	
Compressor	Type	Twin Rotary					
Sound Pressure Level @ 1m		58	61	62	62	62	
Sound Power Level	dB(A)	69	70	71	71	71	
Dimensions	Net (W x D x H)	mm	946 x 410 x 810	946 x 410 x 810	952 x 415 x 1333	952 x 415 x 1333	952 x 415 x 1333
	Packing (W x D x H)		1090 x 500 x 865	1090 x 500 x 865	1095 x 495 x 1480	1095 x 495 x 1480	1095 x 495 x 1480
	Net / Gross weight	kg	61 / 66.5	68.5 / 74	100 / 114	116 / 130	116 / 130
Refrigerant Piping	Type		R410A				
	Pre-Charged Length	m	15	15	15	15	15
	Charge Adjustment (Add or Remove)	g/m	30	30	30	30	30
	Liquid / Gas Connections	mm	φ9.52 / φ15.9	φ9.52 / φ15.9	φ9.52 / φ15.9	φ9.52 / φ15.9	φ9.52 / φ19.0
	Maximum Pipe Length		50	65	65	65	65
	Maximum Vertical Separation	m	25	30	30	30	30
Ambient Temperature Limits	°C	Cooling: -15 - 50. Heating: -15 - 24					

Capacities tested in accordance with AS/NZS 3823.3. With our policy of continuous improvement, we reserve the right to change, or discontinue at any time, specifications or designs without notice.

Note: All images contained within this brochure are for illustrative purposes only, the colours and finishes of the products featured are as close to the respective product range as photographic lighting and printing processes allow.

**Rinnai Australia Pty Ltd**

ABN 74 005 138 769

100 Atlantic Drive,  
Keysborough, Victoria 3173

For further information  
call 1300 555 545 or visit  
[rinnai.com.au](http://rinnai.com.au)

**TOTAL HOME COMFORT**



HOT WATER



HEATING



COOLING

**Rinnai**